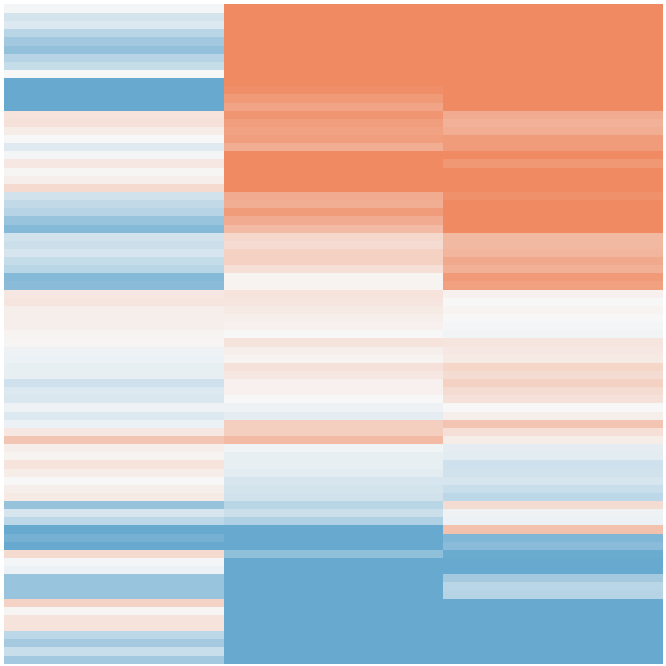
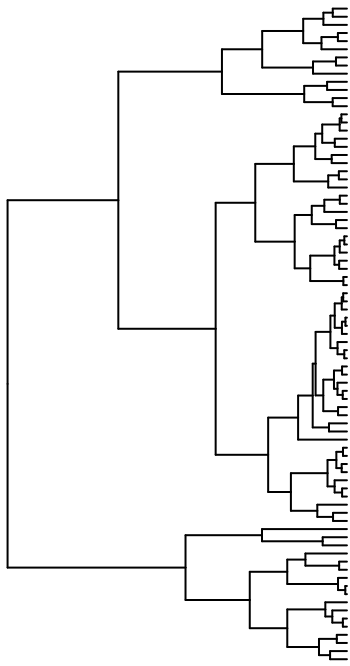
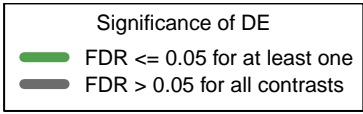
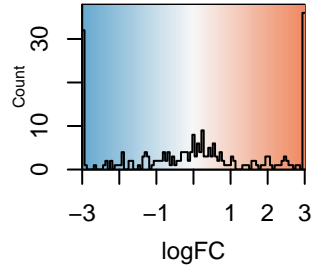


Color Key  
and Histogram

# GO\_INTERMEDIATE\_FILAMENT(logFC)



LPvsML

BasalvsML

BasalvsLP

- Krt23
- Krt42
- Synn
- Krt9
- Krt15
- Krt32
- Krt5
- Krt14
- Krt17
- Krt25
- Krt23
- Krt11
- Krt28
- Mscn1
- Itih5
- Lmbp1
- Itih1
- Shank3
- Np2
- Myo8a
- Gja1
- Shank1
- Vim
- Krt16
- Msc1
- Phn1
- Gm547b
- Dsp
- Ctip2
- Dot
- Dsp
- Synn
- Krt79
- Krt10
- Krt83
- Mscn3
- Phn
- Rbp1
- Vimac
- Cank1a1
- Tk2
- Naf1
- Ctshb1
- Nkxps1
- Ldrap1
- Nms2
- Gsp
- Nkxk1
- Nme1
- Ctnb
- Lmbp2
- Lpp1
- Nip1
- Nes
- Tk1
- Nms3
- Krt80
- Jup
- Lma
- Ctip1
- Fam83b
- Pcp4
- Fhl1
- Plec
- Krt1
- Vh22
- Krt7
- Sltc1a4
- Krt5
- Myo5b
- Krt9
- Krt8a
- Krt4
- Shank2
- Krt18
- Myo5c
- Plg2
- Krt87
- Krt8
- Krt19
- Krt